


My Adventure in God's World



Pre-field Preparation Resource
for Primary School Students

Claudia Smith



Dear Parent,

This resource is written for you and your child to work through together. Its purpose is to be a tool for you, in preparing your child for living in your new home in a different country. The idea is that the resource is worked through over a period of time leading up to departure to your new home.

The resource is written purposefully that extra pages of colouring sheets can be added, that are relevant to the country you are moving to or put in something about language if you will have to learn a new one. You may also want to put in extra photo pages of people and places, so it becomes a real memory of your child's passport country. The resource can then be put together perhaps in a special folder or box to keep.

The important thing is to personalise the resource and make it special to your child.

God Bless you and your family on your adventure with God,

Claudia



Ideas for parents/carers: These are follow-on activities, which can be done to expand on the topic covered.



Talk time: Ideas of things to talk about in relation to the topic covered.



Photo needed: You need a photograph for this activity, to stick in.



Colouring Time: You'll need either crayons or coloured pencils for this activity.



Cutting and Sticking: You'll need scissors and glue for this activity. It may be helpful to cut out the pictures your child will need before you start.



Activity Time: There are a number of creative activities to do -cooking, pretending to go on an aeroplane, making new home cards. You'll need more time for these and extra resources.



My Adventure in God's World

God Made Me	4
God Made My Family	5
God Made My Family and Friends	6
God Made Everyone	7
God Made the World	13
God Made the Animals	16
God Made the Weather	19
God Made us Food	21
Going on an Aeroplane	23
My New Home	25
Prayers to God	27



God Made Me



Stick a photo of yourself here

My name is.....

I am years old

Today's date is



God Made My Family



Stick a photo of your family here

This is my family.

We are all going to live in





God Made My Family and Friends.

Use these pages to stick photos of your family and friends.



Talk about how they feel about saying goodbye. Take the opportunity to reassure your child if they are sad, that it's okay. Encourage them that they can still keep in touch by sending letters and pictures to those they are sad to leave behind. This is a difficult one, as though you may make every effort to keep in touch, there is no guarantee others will. It is a good idea to talk to family members and close friends about being in regular contact and how practically that can be worked out.





God Made My Family and Friends.

More space for photos.




Make a special photo album of family, friends, familiar places for you and your child to look at whilst you are overseas. Don't forget to pack it safely for when you arrive. Make a special thank you card or goodbye card for family members and friends—don't forget to include your new address, so they can keep in touch.





God Made Everyone

Colour in these pictures of people from all over the world.





God Made Everyone

Colour in these pictures of people from all over the world.





God Made Everyone


Colour in these pictures of people from all over the world.





God Made Everyone

Colour in these pictures of people from all over the world.





God Made Everyone

Cut and stick pictures of people from the country you're moving to—find them in magazines, newspapers or on the internet.



Talk about the differences in what people look like: colour of skin; hair and eyes; what they wear; language they speak. Talk about the people you are used to seeing and the new people you will meet in the country you are moving to.

A lovely book to read is 'Elmer the Patchwork Elephant' by David McKee.





God Made The World

Mark on the map where you live now and where you are moving to.



Go to www.theodora.com/maps and download a bigger version of the map of the world or find a map of the country you are moving to. Colour them or decorate them with stickers. You could draw a line or stick a line of stars to mark the route you will take to get to your new home. Or mark where you live and where your family and friends live.





God Made The World

Different countries have different flags. Find a picture of a flag of the country you come from and stick it on this page. If your mummy and daddy come from different countries, you might like to stick two flags on this page.





God Made The World

Find and stick a picture in of the flag of the country you are moving to.



Make flags to wave; you could make them out of different colour paper or materials. Find a wooden spoon or something similar to attach your flag to. Or make small flags and attach them onto drinking straws, then stick the bottom of the straw into some play dough or clay and use it as a table decoration.





God Made the Animals



Colour in the different animals from around the world.





God Made the Animals

Colour in the different animals from around the world.





God Made the Animals

Find and stick in pictures of animals and birds from the country you are moving to.




Visit the library or buy a book about animals and birds of the country you will be living in. You might even be able to hire a dvd or video about the wildlife that lives in the country you are moving to, to watch together.





God Made the Weather

Match the weather to the picture. Think about what someone would wear if it was windy, snowing, raining and sunny. Draw a line joining the matching pair or photocopy this page a couple of times and create a game. When you have copied and cut out your pieces, stick them onto cardboard. Then play a simple game of snap.





God Made the Weather

Draw and colour a picture of the weather, you might want to draw a big sunshine or a rainbow. Or if you like cutting and sticking, find some pictures of different types of weather and stick them in here.



Talk about the weather! What will the weather be like in the country you are moving to? What clothes might you wear? Will they be different to what you wear now?





God made us Food

This is a special activity which gives children a great opportunity to make and taste something different to eat. You could try the recipe below or find a recipe from the country you are moving to.

Ingredients for Mbatata Cookies

Sweet potato (cooked, mashed and cooled) - 170 grams

Milk - 60ml


Margarine (melted) - 70 grams

Self raising flour - 255 grams

Salt - $\frac{1}{2}$ teaspoon of salt

Sugar - 56 grams

Cinnamon - $\frac{1}{4}$ teaspoon of cinnamon





God made us Food

Mbatata (sweet potato) Cookies

Malawi is known as the "warm heart of Africa" due to the friendliness of Malawian people. These cookies can be cut in the shape of hearts to commemorate the Malawian people.

Prepare your ingredients:

Depending upon the age of your child, you may want to let them help you weigh things out or it maybe easier to have everything ready for them to just mix together. You know your child best!

Helpful Tips:

- Don't forget you'll need to have cooked your sweet potato and allowed it to cool before you use it in this recipe.
- It's probably easier melt the margarine ready for your pre-schooler to mix in with the sweet potato and milk. This also means it will have time to cool down, to avoid any potential burns.
- Remember to preheat oven to 375 F or 190 C degrees, Gas Mark 5.

What to do:

1. Mix sweet potatoes, milk, and melted margarine and beat well in a large bowl.
2. Sift and stir in the remaining ingredients.
3. Turn onto a floured board, knead lightly and roll out 1/2 an inch thick.
4. Cut with a cookie cutter—heart shapes if you have one.
5. Place cookies on a greased baking sheet, and bake for 15 minutes. (Adults should do this bit—no little hands in ovens!)
6. Sprinkle some cinnamon/sugar mixture on top and allow to cool.
7. Taste your lovely Mbatata cookies.



Talk about how God made lots of different plants which give us fruit and vegetables, as well as animals and fish so we can eat all sorts of different foods. Talk about how people in different countries sometimes eat different kinds of food. Talk about the different foods you eat now and the foods you may eat in your new home. Talk about food you might not be able to eat anymore e.g. chocolate or marmite.



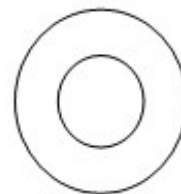
Going on an Aeroplane



This is a special activity where everyone pretends to go the airport. You will need to photocopy this page to make luggage labels and tickets. Then colour them in and attach them to bags with string or wool. You can pack some luggage and eat snacks whilst you wait for the plane!



Name:



Angel Airways

Name:



Destination:


Ticket Number:





Going on an Aeroplane

Colour in the aeroplane.



Get a pack of activities together to do on the plane journey. Wrapping up colouring books and pencils in gift wrapping paper can make a journey more exciting and fill the time on a long trip!





My New Home

This page is for you to put anything you know about your new home— where you are going to live, your school, your church, perhaps you have even met some of the people there already.



An opportunity to talk about the things your child is looking forward to and also the things they are not looking forward to. Perhaps you won't have a television anymore which could be difficult at times for them. Or they're maybe looking forward to being able to play outside more. The weather might be better than where you live now. It is important to be positive and think about all the good things about moving but equally it's important to be realistic, so you can all prepare for the challenges the move may bring too.





My New Home

Photocopy this page and fill out your new address to give to your family and special friends. There is a space to put a photo of yourself or new home (if you have a photo). Make sure you have their address too, so you can keep in touch.



My New Home



Name:

New Address:

Email:

My New Home



Name:

New Address:

Email:





Prayers to God

These are some ideas for prayers to pray with your child. You can add in family and friends names, to personalise your prayers. Also you will know what your child is sad, worried or happy about, so again personalise your prayers.

Feeling Sad



Dear God,
I am feeling sad about moving to my new home. I think I will miss my family and friends. Please could you help me not to feel so sad, Amen.

Feeling Worried



Dear God,
I am feeling worried about moving to my new home. I'm worried that I won't like my new home and also I won't know anybody. Please could you help me not to feel so worried, Amen

Feeling Happy



Dear God,
I am feeling happy about moving to my new home. Please could you help all of us to pack and get ready to go, Amen.

Saying Goodbye



Dear God,
I am moving to my new home soon. Please could you help me to say goodbye to my friends, as I think I will feel a bit sad, Amen.





Prayers to God

Space to write or draw your own prayers.

Getting Ready to Go



Dear God,
Please look after me and my family as we move to our new home. Help us to pack our bags and get ready to go. Help us to remember to pack the things we need, Amen.





Acknowledgements:

WEC International Children's Resources [UK]
WEC International Missionary Children's Education Advisors

"Maps courtesy of www.theodora.com/maps, used with permission."

"Copyright © 2008 Claudia Smith and its licensors. All rights reserved."

Bibliography

Echerd, Pam and Arathoon, Alice, eds., *Planning for MK Nurture*,
(William Carey Library, California 1989)

Pollock, David and Van Reken, Ruth,
The Third Culture Kid Experience - Growing Up among Worlds,
(Intercultural Press Inc, USA, 1999)

Bowers, Joyce. E., ed.,
Raising Resilient MK's: Resources for Caregivers, Parents, and Teachers,
(Association of Christian Schools International, USA 1998)

Knell, Marion, *Families on the move*,
(Monarch Books, Michigan 2001)

Koteskey, Ronald, L.,
What Missionaries Ought to Know about Children's Adjustment,
www.missionarycare.com

www.lettersfromafrica.org

Distributed by



www.oscar.org.uk

In association with



www.xenosmk.org